



District Report Card: 2017


State: Rajasthan	District: Bharatpur
Class: 3	Subject: Language
Schools: 61	Students: 1099


Participation/Coverage


Students

<div>GENDER</div> <div></div>	Boys		Girls	
	Number	%	Number	%
	460	41.86	639	58.14

<div>AREA</div> <div></div>	Rural		Urban	
	Number	%	Number	%
	1002	91.17	97	8.83

<div>CATEGORY</div> <div></div>	SC		ST		OBC		GEN	
	Number	%	Number	%	Number	%	Number	%
	302	27.48	20	1.82	684	62.24	93	8.46

<div>CWSN</div> <div></div>	LD	VI	HI	S&LD	ID	Oth
	3	12	1	1	4	0

<div>Management</div> <div></div>	Government		Government-aided	
	Number	%	Number	%
	1099	100.00	0	0.00

Average Performance of Students in Language (%)

Overall	Gender		Area		Management		Social Group			
	Male	Female	Rural	Urban	Govt.	Aided	SC	ST	OBC	GEN
79.53	79.35	79.66	80.35	71.00	79.53	0.00	79.76	75.33	79.07	83.01

Performance on Learning Outcomes (LOs)

Learning Outcomes	Description	Average Performance(%)
L304	Reads small texts with comprehension i.e., identifies main ideas, details, sequence and draws conclusions	79.16
L312	Reads printed scripts on the classroom walls: poems, posters, charts etc.	80.25

Range of Performance of Students who Answered Correctly							
Below 30%		30% - 50%		50% - 75%		Above 75%	
Number	%	Number	%	Number	%	Number	%
28	2.55	56	5.10	300	27.30	715	65.06

Lowest Performing Learning Outcomes (LOs)

- 1 - Reads small texts with comprehension i.e., identifies main ideas, details, sequence and draws conclusions (79.16)
- 2 - Reads printed scripts on the classroom walls: poems, posters, charts etc. (80.25)